

SIMCOE MUSKOKA'S

VitalSigns[®]



A COMMUNITY OF SUPPORT



BOARD MESSAGES

A community check-up for a healthier future



BARBARA JONES
Board President – Huronia
Community Foundation

On behalf of the Huronia Community Foundation and its Board of Directors, I am pleased to present Simcoe Muskoka's VitalSigns® –

A Community of Support. The report highlights Who We Are, Arts & Culture, Health & Well-being, Housing & Homelessness, Poverty, Community Safety and Getting Around in our region.

VitalSigns® is a national program, led by local community foundations and coordinated by Community Foundations of Canada, that leverages local knowledge to measure the vitality of our communities and support action toward improving our collective quality of life.

One of the strategic initiatives of Huronia Community Foundation is to be a Champion for Issues that Matter. We are proud to partner with United Way Simcoe Muskoka to produce the 2016 VitalSigns® report. We know that the report will start conversations and identify trends encouraging us to act on local priorities; and trust that it will become a vital part of planning your organization's work to build better communities across Simcoe Muskoka.



CATHERINE CAMPBELL
Board Chair – United Way
Simcoe Muskoka

As a community-building catalyst that strives for a deep understanding of the people and communities across our region, United Way Simcoe Muskoka

values the opportunity to partner once again with Huronia Community Foundation to publish a second local VitalSigns® report.

The development of this community report involved more than 30 local organizations contributing oversight, expertise, data and/or input. On behalf of the project team, I extend my sincere appreciation for the time and effort of everyone involved. We also send special thanks to those who also provided financial sponsorships – they are listed on the back cover of this report.

Our first VitalSigns® was a powerful tool for highlighting local research and trends; sparking conversations, strengthening engagement and informing funding decisions. Having learned from that initial experience, we look forward to employing this research to increase the support of our regional communities and residents. Your ongoing feedback (via www.SimcoeMuskokaVitalSigns.ca) is welcome and appreciated.

SIMCOE MUSKOKA'S VITALSIGNS® PROJECT TEAM

STEERING COMMITTEE Barrie Police Services + Chigamik Community Health Centre + City of Barrie + Conseil scolaire de district catholique Centre-Sud + County of Simcoe + District of Muskoka + Huronia Community Foundation + Muskoka Pride + North Simcoe Muskoka Local Health Integration Network + Ontario Provincial Police + Simcoe County District School Board + Simcoe Muskoka District Health Unit + Town of Midland + Town of Penetanguishene + United Way Simcoe Muskoka + YMCA of Simcoe/Muskoka

DATA PARTICIPANTS (in addition to Steering Committee members) Barrie Pride + Barrie Public Library + Canadian Hearing Society + Catholic Family Services of Simcoe County + Community Connections + CNIB + David Busby Street Centre + Fierté Simcoe Pride + Georgian College + Gilbert Centre + Helping Hands Orillia + Independent Living Services of Simcoe County & Area + Information Orillia + John Howard Society of Simcoe & Muskoka + Midland Police Service + Simcoe Muskoka Workforce Development Board + South Simcoe Police Service

CONTENTS

1	Board Messages
1	Simcoe Muskoka's VitalSigns® Project Team
2	Research Methodology
3+4	Who we are: Muskoka
5+6	Who we are: Simcoe County
7+8	Arts & Culture
9+10	Health & Well-being
11+12	Housing & Homelessness
13+14	Poverty
15+16	Community Safety
17+18	Getting Around
Back	Across Simcoe Muskoka



COMMUNITY FOUNDATIONS OF CANADA
FONDATIONS COMMUNAUTAIRES DU CANADA
all for community. ensemble pour tous.

VitalSigns® is a community check-up conducted by community foundations across Canada that measures the vitality of our communities and identifies significant trends in a range of areas critical to quality of life. VitalSigns® is coordinated nationally by Community Foundations of Canada and with special thanks to the Toronto Foundation for developing and sharing the VitalSigns® concept

For more information, visit:
www.VitalSignsCanada.ca

The VitalSigns® trademark is used with permission from Community Foundations of Canada.

METHODOLOGY

Simcoe Muskoka's VitalSigns® report is intended to be a community snapshot of our regional quality of life and our community vitality. This year we had a broad range of community members and organizations who contributed their time, skills and expertise to this project.

The report begins with a snapshot of our two larger regional communities of Muskoka and Simcoe County, and then leads into the six reporting domains for 2016.

Our goal is to help communities make cross-sector connections between issues and trends that are highlighted for our region, and to build community capacity through shared knowledge for improved decision-making.

THE PROCESS

The VitalSigns® project team is comprised of representatives from 35 different organizations who provided insight, guidance, recommendations and research to ensure this report is a simple yet data-rich and highly useful tool. A research consultant was hired to ensure all data collected was relevant and accurate.

APPROACH

Our research began with the national VitalSigns® database of the Community Foundations of Canada. The specially requested datasets and publicly available data were both taken into consideration. From there, our data participants assisted in collecting data.

Whenever possible, combined data for Simcoe Muskoka were used. Given the unique and distinct characteristics of Muskoka and Simcoe County, we separated the data for particular indicators. In addition to the Who We Are sections, you will also find this separated data in the Housing & Homelessness and Poverty sections.

Most of the datasets were large enough to allow us to compare two time periods (often 2011 and 2015). Adjustments in the comparative years were made where information was unavailable. Numbers were rounded to the nearest whole for all infographics.

The analysis was mainly statistical, with some content analysis of existing reports, presentations, websites, or media stories.

The full source document is available for download at www.SimcoeMuskokaVitalSigns.ca.



WHO WE ARE

PHOTO ESSAY

The photos in this report are part of the **Visibly Unseen** exhibition, a joint artistic project designed to share an intimate glimpse into the lives of individuals who are as unique as their journey.

Continued on page 5

Focus on Muskoka

Natural beauty abounds; so do economic challenges

Muskoka, spanning 3,816 km², is recognized as one of Canada's premier four-season vacation and tourism destinations. The District Municipality of Muskoka forms the upper-tier government, working closely with six lower-tier municipalities including three towns and three townships, each with its own vibrant and unique community; and two First Nations reserves.

In contrast to the tremendous beauty that draws visitors and cottagers each year, Muskoka's permanent residents face significant demographic and economic challenges. Twelve per cent of its residents live in poverty, and the average employment income is 17 per cent lower than the provincial

average. Muskoka recently had the highest growth rate in Ontario Works and Ontario Disability Support Program cases in Ontario, with caseloads higher than the provincial average. Youth experience particular economic challenges, representing a significant percentage of Ontario Works recipients. Muskoka must also adapt to serve an aging population, with the proportion of seniors (65+) expected to increase substantially by 2041.

Despite the challenges facing Muskoka, several unique programs have been developed to serve and meet the needs of the vulnerable population. The resiliency of its residents continues to shine through as new partnerships are formed to meet the challenges of today and into the future.

Generations

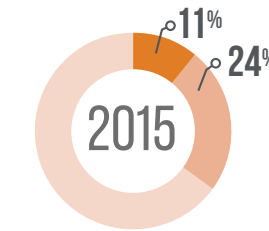
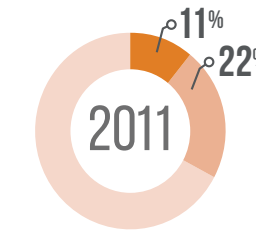
MUSKOKA POPULATION

2011
61,095

2015
62,737

MUSKOKA

YOUTH (15-24)
ADULTS (25-64)
SENIOR (65+)



41% of Muskoka's population is 55 and over. By 2041, that population is expected to increase to **50%**.

POPULATION DIVERSITY

7% of the population are immigrants

- **5%** of the immigrant population arrived between 2006-2011
- **53%** of the immigrant population arrived before 1971

2% of the population are of visible minority compared to **26%** in Ontario

84% of the population are of European ethnic origin

2% of the population is Francophone

3% of the population identified as Aboriginal

- **68%** First Nation (North American Indian)
- **28%** Métis
- **4%** Inuk (Inuit), & Aboriginal identities not included elsewhere

INCOME

67% of Muskoka's economic base is supported by tourists, second-home owners, and retirees.

MEDIAN AFTER-TAX HOUSEHOLD INCOME LEVELS



MEDIAN AFTER-TAX HOUSEHOLD INCOME LEVELS

2006 **88%** of Provincial average.
2015 **83%** of Provincial average.

COMMUNITY PULSE

In the works...

The Nest is a not-for-profit family resource centre in Bracebridge (705-640-6378) and Gravenhurst (705-640-0224), with a Huntsville location being planned. It sells low-cost baby supplies and gently used clothing, toys and equipment for children (0-19 yrs). It connects families to each other and community supports.

How you can help

- Support the !MPACT Café in Gravenhurst that, in turn, supports the nutritional, social and employment needs of Muskoka's most vulnerable citizens
- Donate to the Gateway Program, a home-ownership program for families in need
- Volunteer or sign up for the Fresh Food Basket Program that's available in eight communities across Muskoka



WHO WE ARE

VISIBLY UNSEEN

The intention of this visual art project is to encourage the community to be interested in listening, interested in searching and in finding value in another person's story by getting to know their neighbours.

Continued on page 7

Focus on Simcoe County

Realizing access in a large urban/rural geography

Simcoe County, covering 4,840 km², has a population of more than 468,088 residents across two First Nation reserves, two cities, seven towns and nine townships. The county's average population density is 91 people/ km², but it reaches as high as 1,753 people/ km² in the City of Barrie, and as low as 22 people/ km² in the Townships of Ramara and Severn.

Just over half of the population (57 per cent) resides in an urban core. The remaining 43 per cent of rural residents are dispersed over 80 per cent of Simcoe County's land area. Many health and social services, education, and employment opportunities are located

in the urban core areas in Simcoe County, requiring rural residents to travel outside their own communities to access them. This can pose significant challenges to equitable service delivery.

Simcoe County is an area of significant population growth. From 2001 to 2011, the population increased by 18.3 per cent, outpacing the provincial's growth of 12.6 per cent over the same period. The Greater Golden Horseshoe's Growth Plan forecasts Simcoe County's population will grow by 50 per cent from 2011 to 2031. Of particular note is the substantial growth expected within the 60+ age cohort.

Generations

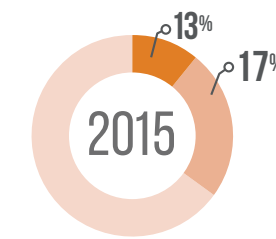
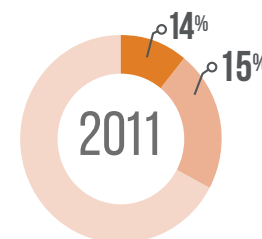
SIMCOE COUNTY POPULATION

2011
458,930

2015
468,088

SIMCOE COUNTY

YOUTH (15-24)
ADULTS (25-64)
SENIOR (65+)



31% of Simcoe's population is 55 and over. By 2041, that population is expected to increase to **41%**.

POPULATION DIVERSITY

12% of the population are immigrants

- **7%** of the immigrant population arrived between 2006-2011
- **45%** of the immigrant population arrived before 1971

5% of the population are of visible minority compared to **26%** in Ontario

80% of the population are of European ethnic origin.

3% of the population is Francophone

4% of the population identified as Aboriginal

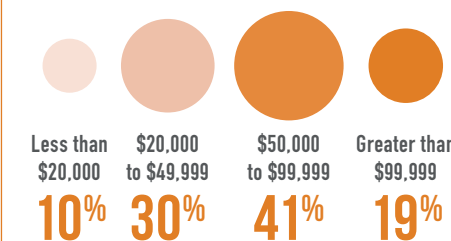
- **51%** First Nations (North American Indian) single identity
- **47%** Métis single identity
- **3%** Inuk (Inuit) single identity, Multiple Aboriginal identities, Aboriginal identities not included elsewhere.

INCOME

MEDIAN AFTER-TAX HOUSEHOLD INCOME LEVELS



MEDIAN AFTER-TAX HOUSEHOLD INCOME LEVELS



25% of the labour force in Simcoe works in Sales & Service.

COMMUNITY PULSE

In the works...

Current inter-municipal transit links across Simcoe County are: Barrie-Angus-CFB Borden; Collingwood-Wasaga Beach; Collingwood-Blue Mountains; and Midland-Penetanguishene.

County of Simcoe is looking at additional inter-municipal transit links through its transit study, with fares, transit routes, and scheduling options.

How you can help

- Attend & speak up at local public engagement sessions
- Volunteer and make a difference in someone's life
- Learn about local First Nations, Métis and Inuit populations and cultures
- Know where to direct new Canadians for support: www.simcoe.ca/sclip
- Prepare meals with local ingredients

ARTS & CULTURE

PHOTO PARTNERSHIP

Made possible through the support of the Douglas Utting Foundation, this photographic exhibit is a creative partnership between the David Busby Street Centre and Georgian College.

Continued on page 9

Focus on Fierté

Simcoe County's LGBT pride group is now bilingual

Fierté Simcoe Pride (FSP) is a growing organization that celebrated its fifth annual festival from July 27 to August 6, 2016. The festival drew more than 1,000 people from Simcoe County, throughout Ontario, and international attendees. FSP coordinates community events throughout the year that attract more than 2,500 attendees.

FSP recognizes 22 communities within Simcoe County, including two First Nations reserves and Canadian Forces Base Borden.

FSP strives to create inclusion for everyone. This year, FSP became a bilingual organization – launching a French website, publishing

a bilingual festival guide, and producing bilingual events. The organization worked with Trans-identified community members to host Simcoe County's first Trans Pride March in Orillia on August 4, 2016.

Since being founded in 2012, it has developed active relationships with more than 60 partners, including local municipalities, non-profit organizations, post-secondary institutions and businesses. FSP is a member of Fierté Canada Pride and InterPride, where it serves on an International LGBT Human Rights Committee. This year, FSP received an Arts, Culture & Heritage Grant from the County of Simcoe to support its annual festival celebrating local diversity.

Arts & Culture

LIBRARIES

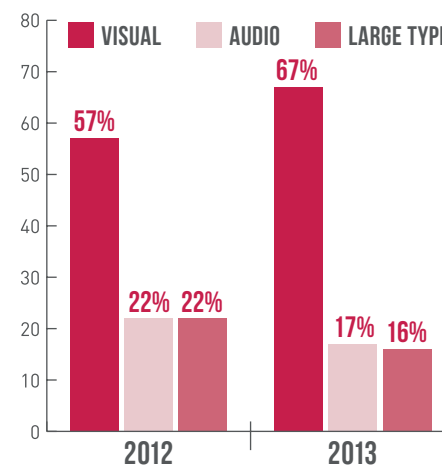
There are **24** libraries in Simcoe County.

There are **12** libraries in Muskoka.

SIMCOE COUNTY

TOTAL CIRCULATIONS

Total circulation of library material
2012 - 111,735 2013 - 155,533



67% of total circulation was for e-media

TOTAL WIRELESS HITS 2012 **43,830**

TOTAL WIRELESS HITS 2013 **87,589**

COMMUNITY ARTS

NUMBER OF ARTISTS/ARTISANS IN SIMCOE MUSKOKA

DESCRIPTION	2011	2015
Painters, sculptors & other visual artists	241	329
Artisans & craftspersons	187	110
TOTAL	428	439

60% of the employment in arts, culture, entertainment and recreation in Simcoe Muskoka, is seasonal and part-time.

CULTURAL EVENTS

3 PRIDE FESTIVALS 25 FARMERS' MARKETS 30 MUSEUMS 16 CULTURE & HERITAGE CLUBS/ASSOCIATIONS 15 HISTORICAL SOCIETIES/ASSOCIATIONS 66 FESTIVALS/EVENTS – INCLUDING 3 POW WOWS

PRIDE EVENTS

11,000 PARTICIPATED IN MUSKOKA PRIDE, BARRIE PRIDE, AND FIERTÉ SIMCOE PRIDE EVENTS IN 2016

BURL'S CREEK WAYHOME MUSIC FESTIVAL

ESTIMATED ATTENDANCE 2015: 35,000 / 2016: 40,000

COMMUNITY PULSE

In the works...

Seniors Making ART (SMART) – for the last two years, low-cost introductory classes introduced clay, drawing, printmaking, watercolour and acrylic painting to seniors at Midland's registered charity Quest Art School + Gallery. The goal of the well-received SMART program is to improve well-being and promote an active lifestyle.

How you can help

- Apply for Muskoka's Pay It Forward grant of up to \$2,500 to build a stronger community
- Form a Dragon Boat team to support a local organization
- Visit Sainte-Marie Among the Hurons to learn about 17th century European & Native culture
- Attend a concert/play to support your local theatre and music groups

HEALTH & WELL-BEING

STUDENT PERSPECTIVE

Georgian College students in the School of Design and Visual Arts got behind the lens to shine a light on the issues of poverty and homelessness and the real people affected by them.

Continued on page 11

Focus on Mental Health

Supports and services are ramping up across the region

In 2015, affordable walk-in counselling sessions for individuals, couples and families became available in Bracebridge through Catholic Family Services of Simcoe County through new funding from North Simcoe Muskoka's Local Health Integration Network (NSM LHIN). The NSM LHIN also supports clinics in Barrie, Collingwood, Midland and Barrie. United Way Simcoe Muskoka (UWSM) funds additional clinic hours in Barrie, as well as the clinics in Alliston and Bradford.

With UWSM support, Canadian Mental Health Association expanded its youth mental health workshops, and individual and group counselling into South Simcoe and Orillia.

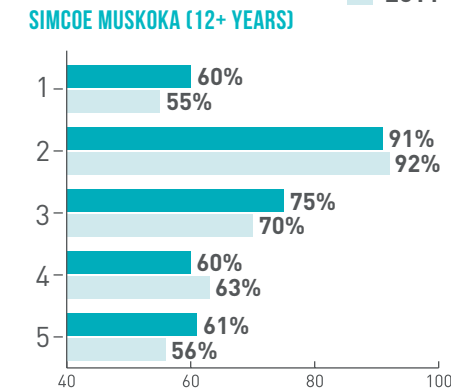
Ontario's four-ministry partnership recently rolled out its Moving on Mental Health framework and announced the local agencies taking the lead to improve access to service, and to build awareness and capacity within communities: Muskoka's Hands (TheFamilyHelpNetwork.ca), and New Path Youth and Family Counselling Services of Simcoe County.

Since 2007, the number of days that area children and youth have spent in the region's hospitals with mental health issues has tripled. Royal Victoria Regional Health Centre is planning a new inpatient unit for children and youth with outpatient and crisis support, to minimize the need to travel to Toronto.

Health & Well-being

COMMUNITY HEALTH

OVERALL HEALTH



- 1- Perceived health, very good or excellent
- 2- Life satisfaction, satisfied or very satisfied
- 3- Perceived mental health, very good or excellent
- 4- Body Mass Index (18+), overweight or obese
- 5- Physical activity during leisuretime, moderately active or active

HEALTH CARE

ER WAIT TIMES (hrs) 2014-15



Note: Number for South Simcoe not reported.

% OF POPULATION (12+) WHO HAS A REGULAR DOCTOR

	2011	2014
Simcoe Muskoka	94%	94%
Ontario	91%	93%

SUBSTANCE ABUSE

ALCOHOL USE



In 2013/2014, 22% of Simcoe Muskoka population ages 19+ reported engaging in heavy drinking.

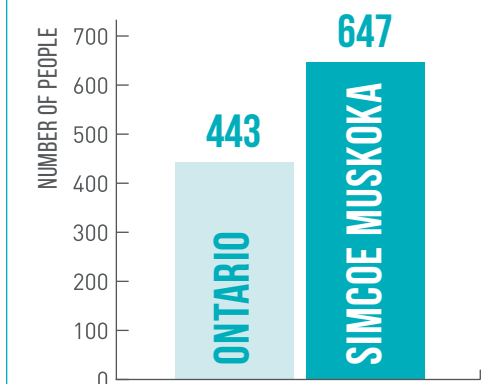
IN 2015, NEARLY HALF OF SIMCOE MUSKOKA STUDENTS (GRADES 7-12) REPORT DRINKING ALCOHOL.

Rate of cocaine/crack (8%) and hallucinogens, PCP or LSD (9%) use in persons 19+ is significantly higher than Ontario rate.

MENTAL HEALTH

- 51% LGBT YOUTH ARE VERBALLY HARASSED
- 33% LGBT YOUTH EXPERIENCE ANXIETY, DEPRESSION AND SELF-HARM
- 42% LGBT YOUTH DO NOT HAVE PARENTAL/FAMILY ACCEPTANCE

MENTAL ILLNESS HOSPITALIZATION /100,000 2013



COMMUNITY PULSE

In the works...

The new Student Nutrition Program Guidelines 2016 help schools/communities provide nutritious meals and snacks to children and youth to support learning and healthy development. Learn more at www.children.gov.on.ca.

How you can help

- Volunteer to drive a senior to an appointment or to buy groceries
- Ensure your business is legally accessible - www.ontario.ca/page/accessibility-laws
- Join your local school's Eat Well to Excel team to provide kids with healthy meals & snacks - www.eatwelltoexcel.ca
- Support your local food system: farmers' markets, food box or non-profit food co-ops

HOUSING & HOMELESSNESS

POWERFUL PICTURES

After two decades of struggling with financial constraints, prejudice and obscurity, the Visibly Unseen exhibit helped the David Busby Street Centre be seen as a vital and life-giving organ of the community.

Continued on page 13

Focus on Affordable Housing: Simcoe Muskoka Year 2 - Housing and Homelessness Plan 2014-2024

Both Muskoka and Simcoe County are in Year 2 of 10-year plans to embrace Ontario's Long-Term Affordable Housing Strategy (LTAHS) goal that "every person has an affordable, suitable and adequate home to provide the foundation to secure employment, raise a family and build strong communities."

The Muskoka Homelessness Sharing Table, meeting about four times/year, gathers a broad range of community individuals and organizations to discuss and develop "made in Muskoka" initiatives and approaches. In 2015, the Muskoka Affordable Housing Initiative Program (MAHIP) generated 110 rent supplements, 10 retirement home fee assistance

and 26 new units. Another 60 rent supplements and 20 new units are to be available in 2016.

In Simcoe County, a cross-sector partnership has been engaged through a combination of municipal deputations and focus groups, as well as monthly meetings of the Affordable Housing Advisory Committee. New municipally-funded rent subsidy and secondary suite programs were introduced that build on the successes of federal/provincial funding. In 2014/15, 207 affordable units were created, and 112 households received home repairs/accessibility modifications.

See www.SimcoeMuskokaVitalSigns.ca for details.

Housing & Homelessness

SHELTER USAGE MUSKOKA

3 SHELTERS IN MUSKOKA

EMERGENCY SHELTER CAPACITY IN MUSKOKA

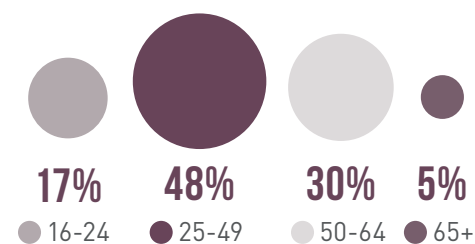


SIMCOE COUNTY 20,000 HOMES CAMPAIGN | 292 surveys completed

43% EXPERIENCE CHRONIC HOMELESSNESS

22% Self-identified as Aboriginal or having Aboriginal ancestry

AGE OF PARTICIPANTS (YRS)

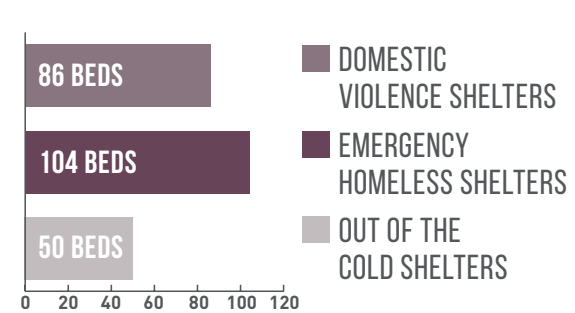


35% scored with HIGH acuity, recommending an assessment for Housing First/Permanent Supportive Housing

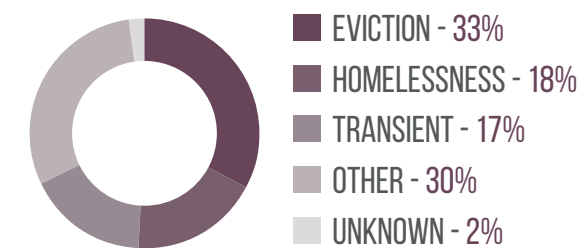
SHELTER USAGE SIMCOE COUNTY

12 SHELTERS IN SIMCOE COUNTY

EMERGENCY SHELTER CAPACITY IN SIMCOE COUNTY



REASON FOR SHELTER USE/2015



NUMBER OF INDIVIDUALS WHO USED EMERGENCY SHELTER 2013 | 2015
2561 | 2199

EMERGENCY SHELTER USE DEMOGRAPHICS 2015

58% ... were male
42% ... were female
90% ... did not have children
29% ... were between the ages of 16 & 24

COMMUNITY PULSE

In the works...

Orillia's Building Hope shelter project gains support: www.orillialighthouse.ca.

Simcoe County expects 200+ new affordable units in 2016.

Browse Muskoka Affordable Housing Initiatives Program supports at www.muskoka.on.ca. (Search: MAHIP)

How you can help

- Collect/donate socks, hats, gloves & scarves to shelters
- Attend a local housing symposium
- Take advantage of second suite & rent supplement incentives offered by local government to provide an affordable housing option
- Sign up for the Homeless Hub newsletter to learn more - www.homelesshub.ca
- Know your rights (Residential Tenancies Act) - www.mah.gov.on.ca/Page137.aspx



DANGER ON THE STREETS

Homeless women are 10 times more likely to die prematurely than women with homes. A fifth of homeless women were sexually assaulted or raped in the past year. More than half have mental health challenges (SCATEH, 2011).

Continued on page 15

Focus on David Busby Street Centre

“Helping others help themselves” – and others

Driven by a philosophy of empowerment, David Busby Street Centre is a community not-for-profit organization working from a non-judgmental approach to advocate and improve conditions for individuals and families who are homeless or at risk of homelessness.

The centre welcomes 150 participants each day, for 38,000 visits in a year. Once a participant, Nick Robinson is now the centre’s Peer Advocate.

“About 4 years ago I fell heavily into our social service system after an unforeseeable personal event rendered me homeless and

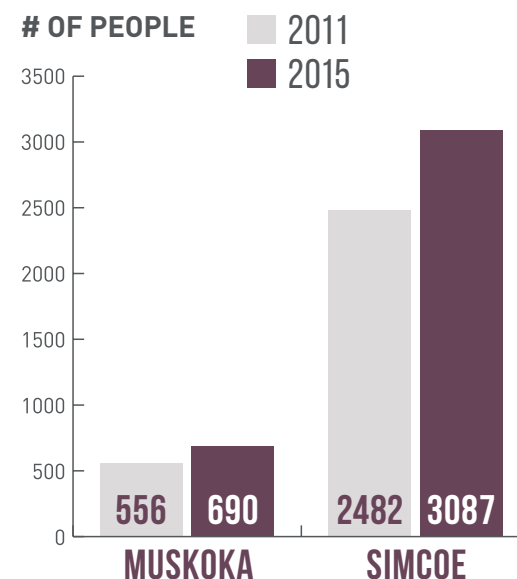
helpless. It took about six months for me to get myself out of a state of crisis, and settled into a basic structured routine with some sense of stability.

“Within the first few months of navigating my way through our social service system, I realized that there were many social and systemic issues that were complicating and impeding my ability to get back out of the system. This compelled me to get directly involved within my community, and to focus on the policies and procedures that were hampering my ability, as well as too many others, to become self-sufficient and self-sustaining.”

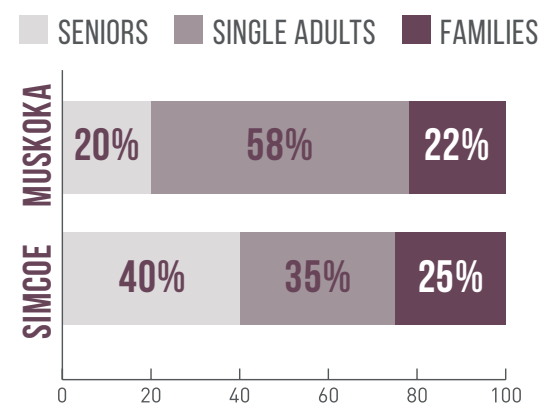
Poverty

SOCIAL HOUSING

SIMCOE MUSKOKA SOCIAL HOUSING WAIT LIST



% OF PERSONS/FAMILIES ON SOCIAL HOUSING WAIT LIST 2012

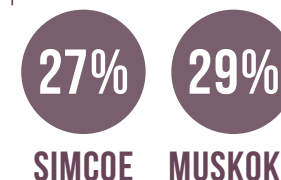


AVG TIME ON WAIT LIST FOR SOCIAL HOUSING IN MUSKOKA 3-6YRS

AVG TIME ON WAIT LIST FOR SOCIAL HOUSING IN SIMCOE COUNTY 3-6YRS

POVERTY

2011 SPENDING 30% OR MORE OF HOUSEHOLD TOTAL INCOME ON SHELTER COSTS



SIMCOE MUSKOKA

11% of population is living in low income.

16% of children (<18yrs) live in low income.

3% of seniors (65+yrs) live in low income.

19% of the Aboriginal population are living in low income in Simcoe Muskoka.

15% of the population with activity limitations/difficulties are living in low income in Simcoe Muskoka.

985 was the average annual Ontario Works caseload in Muskoka in 2015.

6,638 was the number of Ontario Works caseload in Simcoe County in June 2016.

COMMUNITY PULSE

In the works...

Planning for an expansion of Ontario Early Years Centres across Muskoka is underway.

Calculations for local living wage minimums are being released this year. Muskoka Brewery partnered with Poverty Reduction of Muskoka Planning Team (PROMPT) to become Canada’s first living wage certified brewery.

How you can help

- Invest in your child’s future with a Canada Learning Bond – www.startmyresp.ca/possibility
- Volunteer to serve a meal at a local shelter
- Contribute your experience to a regional poverty-reduction roundtable or group
- Attend a Bridges out of Poverty education session to understand the cultural barriers facing those working toward less precarious situations – www.ywcamuskoka.com/womens-programs/bridges-out-of-poverty

COMMUNITY SAFETY

COMPLEX ISSUES

Street centre participants often suffer from poor health, complex mental health concerns, physical, cognitive and social challenges, as well as the devastating impact of violence and abuse.

Continued on page 17

Focus on Community Safety

Collaboration on complex individual cases reduces local risk

Collaborate Barrie, North Simcoe Situation Table, and the Orillia Community Action Network (OCAN) are currently operational situation tables (or HUBS) that are based upon collaborative risk-driven intervention – all part of the provincial Mobilization & Engagement Model of Community Policing initiative. Another HUB is currently in development in South Simcoe.

The goal of situation tables is to improve community safety and well-being by facilitating the identification of rapid migration to acutely elevated risk. Situation tables involve the collaboration of community safety and well-being partners to assist people in crisis to access the resources that will help them.

Mental health issues, housing, poverty, violence, unemployment and parenting are a few of issues that are addressed.

Collaborate Barrie has been in operation for just over one year and has seen 118 cases brought to the situation table in 2015. OCAN was established in Fall 2015 as one of nine original Ontario Provincial Police. These were the first HUBS to get underway in the region. The program continues to develop locally.

An explanatory Community Policing Wheel diagram is available for viewing and download at www.SimcoeMuskokaVitalSigns.ca.

Community Safety

TOTAL NUMBER OF POLICE OFFICERS **838**
2015

SIMCOE COUNTY = 730 | MUSKOKA = 108

OPP	388	OPP	108
BPS	237		
SSPS	79		
MPS	26		

AUXILIARY OFFICERS: VOLUNTEER HOURS 2015

Barrie Police Service	4,115 hrs
South Simcoe Police Service	4,888 hrs
Midland Police Service	3,740 hrs

Note: Number for OPP not reported.

SIMCOE MUSKOKA NON-FATAL ROAD INJURY DUE TO:

Inattentive Driver
2011 - 99 | 2015 - 204

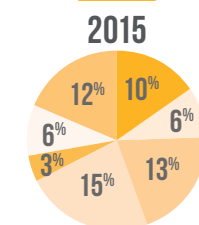
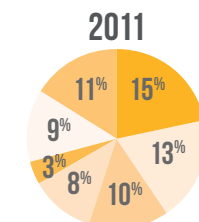
Persons with no-seatbelt
2011 - 195 | 2015 - 81

Note: Ontario Provincial Police numbers

% OF ACTUAL INCIDENCES CHARGED

YOUTH (12-17)

- BARRIE
- MIDLAND
- ORILLIA
- COLLINGWOOD
- SOUTH SIMCOE (INNISFIL)
- BRACEBRIDGE/BALA
- HUNTSVILLE



CALLS FOR SERVICE	TOTAL		NON-CRIMINAL	
	2011	2015	2011	2015
Barrie Police Service	58,182	62,407	89%	86%
South Simcoe Police Service	14,291	18,047	56%	68%
Midland Police Service	9,157	8,010	54%	60%

Most frequent non-criminal calls for service are for:

- MOTOR VEHICLE COLLISIONS
- POLICE ASSIST
- TRAFFIC & ALARMS
- DOMESTIC DISPUTES
- COMMUNITY SERVICE
- MUNICIPAL BYLAW

In 2015, John Howard Society of Simcoe Muskoka **8,277** volunteer hours were given back to the community by individuals in the Community Service Order program.

COMMUNITY PULSE

In the works...

Via UWSM grants, John Howard Society of Simcoe Muskoka offers two new programs to support community re-engagement after Correctional Service involvement. Details about The Preventative Measures Program (for all genders, aged 12+) and Finding Employment with a Criminal Record Program (all adults welcome): www.johnhoward.on.ca.

How you can help

- Submit your tips on crimes to the confidential Crime Stoppers program – 1-800-222-TIPS (8477)
- Know when to call 9-1-1 (and when NOT to): visit your local police website
- Learn about 2-1-1 – a free, 24/7 telephone helpline providing referrals to local community services
- Join a local police auxiliary program



GETTING AROUND

OUTREACH SERVICES

The David Busby Street Centre's new home is on Barrie's Mulcaster Street, but recognizes the mobility challenges of many it serves. An outreach van goes where it's needed at night to support dozens more.

Improved Transit Networks

Gap-filling pilot projects get underway

Pilot projects in both Simcoe County and Muskoka are among 22 community projects to receive funding from a \$2 million provincial grant initiative to improve access to transportation across the province. The Ministry of Transportation's goal is to support affordable and accessible transportation for Ontarians of all ages and abilities to reach essential services and amenities, as well as the cultural and social activities offered in their communities.

Muskoka Extended Transit (The MET), in association with Hammond Transportation, is running school buses outside the daily school route to provide eight new rural

routes to connect residents to the main towns of Bracebridge, Gravenhurst and Huntsville one day per week. Questions? Call 1-844-440-6387.

With support from the County of Simcoe and the Ministry of Transportation, the Community Transportation Link (CT Link) is a network of community-based transportation service providers that has developed a web-based portal to pool transportation resources between agencies. The CT Link's development team includes Barrie Area Native Advisory Circle, Canadian Red Cross (Simcoe Muskoka Branch), Community Reach North Simcoe and Helping Hands Orillia.

Active Transportation

SIMCOE HAS

110 km of TransCanada Trail

529 km of multi-use trails

1,235 km of cycling trails

Over 270 km of hiking trails (not including those found in Provincial Parks)

100 km of mountain biking trails



MUSKOKA HAS

131 km of TransCanada Trail

Over 600 km of multi-use trails

250 km of cross country ski trails

Over 250 km of mountain biking trails

MODE OF TRANSPORTATION FROM HOME TO WORK (SIMCOE COUNTY/2011)

91% of workers use a car, truck, or van, as a driver or passenger



4% walked

3% use public transit

1% use a bicycle

1% use other methods

MODE OF TRANSPORTATION FROM HOME TO WORK (MUSKOKA/2011)

90% of workers use a car, truck, or van, as a driver or passenger



8% walked

less than 1% use public transit

less than 1% use a bicycle

1% use other methods

52%

Increase in Muskoka transportation ridership Jan-April 2015 compared to Jan-April 2014.



COMMUNITY PULSE

In the works...

Bracebridge is introducing a fully accessible transit bus with a fold-out ramp, 20 seats and two wheelchair spaces that travels the urban core, including hospitals, schools and shopping centres. Details: 705-645-8444.

For community-based volunteer transportation services, call the free 24/7 helpline 2-1-1.

How you can help

- Carpool or cycle to work
- Get involved with the Healthy Kids Community Challenges and walk, run or bike to school
- Leave the car at home and support local transit systems
- Commute via the GO system or the Corridor 11 Bus between Huntsville and Barrie

Across Simcoe Muskoka

58%



of the 2012 workplaces in Simcoe Muskoka had 1-19 employees. Most of those were part-time or seasonal workers.

In 2015, programs offered at Georgian College related to health, community services, engineering technology and business had the highest enrolment of first-year registrants and reflect the needs of the labour market in Simcoe Muskoka.

People Living With Disabilities

1 out of 4 adult Canadians report having some hearing loss.

10% of Canadians identify themselves as culturally Deaf, oral deaf, deafened, or hard of hearing.

Over **62,000** adults in Ontario have a developmental disability.

Of the registered CNIB clients in Simcoe Muskoka

69% are 66+

25% are 18 to 65

5% are under 17

1% unknown

Five agencies in Simcoe County, Muskoka and Parry Sound are receiving funding from Ontario to promote inclusive employment and improve services and supports for people with developmental disabilities.

- Simcoe Community Services
- Camphill Communities Ontario
- Community Living Association of South Simcoe
- E3 Community Services
- Community Living Parry Sound

Ontario is investing more than \$310,000 through these five programs in this region.

SIMCOE MUSKOKA'S

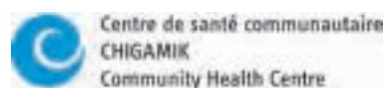
VitalSigns®

SimcoeMuskokaVitalSigns.ca

Co-published by Huronia Community Foundation & United Way Simcoe Muskoka

Design: Whitespace Creative
Research Consultant: GF Corporate Health

Thanks to project sponsors



WHITESPACE
CREATIVE



The City of
BARRIE

